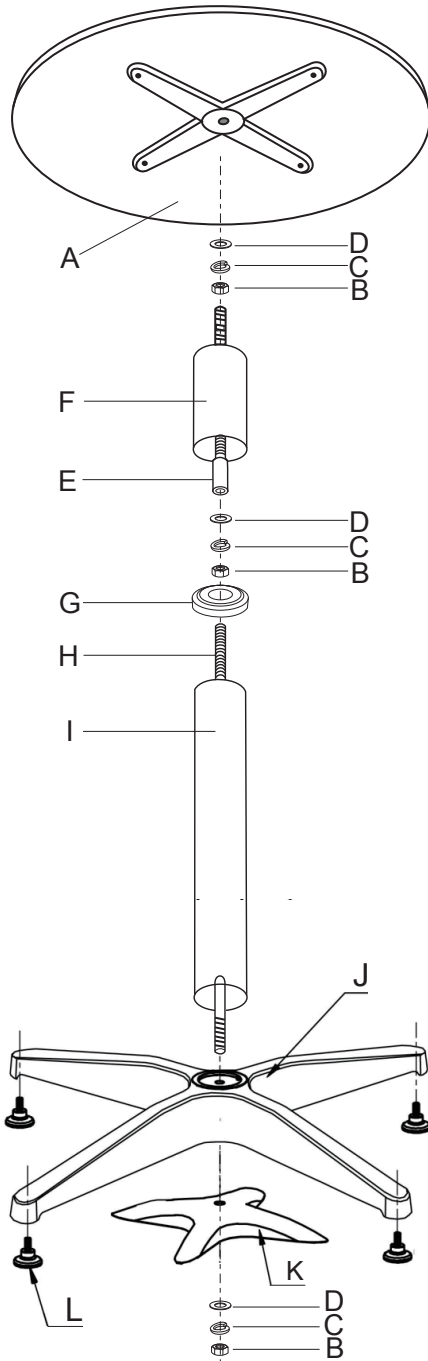














BOLERO

U502/GR332: Bolero Poseur Table 600mm



Assembly Instructions



Packed parts:

A		1 x table top
B		3 x nut
C		3 x spring
D		3 x washer
E		1 x threaded bar
F		1 x Aluminium tube
G		1 x pole join
H		1 x threaded bar
I		1 x Aluminium tube
J		1 x table base
K		1 x Cast iron
L		4 x Feet

Assembly tool:

	1 x spanner
	1 x socket spanner

Important!
Before assembly,
carefully remove all
packaging and ensure all
parts are present. Please
periodically check and
tighten all fixings.

U502_GR332_ML_A5_v2_2023/03/27