







Machine	Explode	Code	Description
DB332 - Polar Slush Machine - 2 x 12Ltr Bowl	1	AM548	LED Light Holder
DB332 - Polar Slush Machine - 2 x 12Ltr Bowl	N/A	AN189	Lid Stopper
DB332 - Polar Slush Machine - 2 x 12Ltr Bowl	2	AK635	LED Light
DB332 - Polar Slush Machine - 2 x 12Ltr Bowl	3	AK636	Lid
DB332 - Polar Slush Machine - 2 x 12Ltr Bowl	4	AM458	Transparent Cover incl. Clip
DB332 - Polar Slush Machine - 2 x 12Ltr Bowl	1-4	AN228	Lid Assembly
DB332 - Polar Slush Machine - 2 x 12Ltr Bowl	5	AE922	Bowl-old version
DB332 - Polar Slush Machine - 2 x 12Ltr Bowl	5	AS198	Bowl-From 5159365-UK
DB332 - Polar Slush Machine - 2 x 12Ltr Bowl	7	AL193	Spring of Tap
DB332 - Polar Slush Machine - 2 x 12Ltr Bowl	8,9	AK637	Pin Assembly of Handle-old version
DB332 - Polar Slush Machine - 2 x 12Ltr Bowl	8,9	AS199	Pin Assembly of Handle-From 5159365-UK
DB332 - Polar Slush Machine - 2 x 12Ltr Bowl	10	AK638	Handle
DB332 - Polar Slush Machine - 2 x 12Ltr Bowl	11		Top Panel
DB332 - Polar Slush Machine - 2 x 12Ltr Bowl	12	AK639	Lever of Tap-old version
DB332 - Polar Slush Machine - 2 x 12Ltr Bowl	12	AS200	Lever of Tap-From 5159365-UK
DB332 - Polar Slush Machine - 2 x 12Ltr Bowl	13	AK640	Seal of Tap
DB332 - Polar Slush Machine - 2 x 12Ltr Bowl	14	AL957	Water Guider
DB332 - Polar Slush Machine - 2 x 12Ltr Bowl	15		Frame
DB332 - Polar Slush Machine - 2 x 12Ltr Bowl	16	AL192	Feet (set 4)
DB332 - Polar Slush Machine - 2 x 12Ltr Bowl	17	AP506	Side Panel Guard
DB332 - Polar Slush Machine - 2 x 12Ltr Bowl	18	AL843	Left Handed Side Panel
DB332 - Polar Slush Machine - 2 x 12Ltr Bowl	19	AK641	Drain Pipe
DB332 - Polar Slush Machine - 2 x 12Ltr Bowl	19	AK642	Outer Drainage Tube
DB332 - Polar Slush Machine - 2 x 12Ltr Bowl	19	AK643	Inner Drainage Tube
DB332 - Polar Slush Machine - 2 x 12Ltr Bowl	N/A	AP021	Drainage Tube Nut for AK643
DB332 - Polar Slush Machine - 2 x 12Ltr Bowl	N/A	AP022	Drainage Tube Washer for AK643
DB332 - Polar Slush Machine - 2 x 12Ltr Bowl	20	AP665	Front Plate
DB332 - Polar Slush Machine - 2 x 12Ltr Bowl	21	AK644	Lid of Water Tray
DB332 - Polar Slush Machine - 2 x 12Ltr Bowl	22	AK645	Float Indicator
DB332 - Polar Slush Machine - 2 x 12Ltr Bowl	23	AK646	Drip Tray
DB332 - Polar Slush Machine - 2 x 12Ltr Bowl	24	AK943	Auger
DB332 - Polar Slush Machine - 2 x 12Ltr Bowl	25	AK944	Seal of Auger
DB332 - Polar Slush Machine - 2 x 12Ltr Bowl	26	AL333	Seal of Axis
DB332 - Polar Slush Machine - 2 x 12Ltr Bowl	27	AP532	Washer of Axis
DB332 - Polar Slush Machine - 2 x 12Ltr Bowl	28	AL191	Probe of Liquid
DB332 - Polar Slush Machine - 2 x 12Ltr Bowl	29	AN450	Seal of Evaporator
DB332 - Polar Slush Machine - 2 x 12Ltr Bowl	30	AL516	Evaporator/Cooling Tower
DB332 - Polar Slush Machine - 2 x 12Ltr Bowl	31		Seat of Evaporator (Front)
DB332 - Polar Slush Machine - 2 x 12Ltr Bowl	32	AJ647	Seat of Evaporator (Inner)
DB332 - Polar Slush Machine - 2 x 12Ltr Bowl	33	AM633	Axis
DB332 - Polar Slush Machine - 2 x 12Ltr Bowl	34	AM459	Connector of Axis
DB332 - Polar Slush Machine - 2 x 12Ltr Bowl	35	AN990	Seat of Evaporator (Back)
DB332 - Polar Slush Machine - 2 x 12Ltr Bowl	36	AP225	Fixed Panel of Brushless DC Motor
DB332 - Polar Slush Machine - 2 x 12Ltr Bowl	37	AL269	Driver of Brushless DC Motor
DB332 - Polar Slush Machine - 2 x 12Ltr Bowl	38	AK647	Gear-old version

DB332 - Polar Slush Machine - 2 x 12Ltr Bowl	38	AL226	Gear-After 5122027-UK
DB332 - Polar Slush Machine - 2 x 12Ltr Bowl	40	AG679	Brushless DC Motor-old version
DB332 - Polar Slush Machine - 2 x 12Ltr Bowl	40	AL227	Brushless DC Motor-After 5122027-UK
DB332 - Polar Slush Machine - 2 x 12Ltr Bowl	41	AL440	Back Panel
DB332 - Polar Slush Machine - 2 x 12Ltr Bowl	42		Support of Back Panel
DB332 - Polar Slush Machine - 2 x 12Ltr Bowl	43		Support of Frame
DB332 - Polar Slush Machine - 2 x 12Ltr Bowl	44		Installation Panel of Power Supply
DB332 - Polar Slush Machine - 2 x 12Ltr Bowl	45	AP545	Power Supply
DB332 - Polar Slush Machine - 2 x 12Ltr Bowl	46	AK650	Controller & Suction probe
DB332 - Polar Slush Machine - 2 x 12Ltr Bowl	47	AK653	Control Panel
DB332 - Polar Slush Machine - 2 x 12Ltr Bowl	48	AK656	Sticker of Control Panel
DB332 - Polar Slush Machine - 2 x 12Ltr Bowl	49	AL441	Right-Handed Side Panel
DB332 - Polar Slush Machine - 2 x 12Ltr Bowl	50	AK659	Condenser
DB332 - Polar Slush Machine - 2 x 12Ltr Bowl	51	AK047	Filter
DB332 - Polar Slush Machine - 2 x 12Ltr Bowl	52	AK660	Condenser Motor incl. Blade
DB332 - Polar Slush Machine - 2 x 12Ltr Bowl	53		Cover for Condenser Motor
DB332 - Polar Slush Machine - 2 x 12Ltr Bowl	54	AG630	Electronic Expansion Valve&Coil
DB332 - Polar Slush Machine - 2 x 12Ltr Bowl	55	AK662	Compressor (R290)
DB332 - Polar Slush Machine - 2 x 12Ltr Bowl	56	AK664	UK Plug
DB332 - Polar Slush Machine - 2 x 12Ltr Bowl	57		Evaporator Fan
DB332 - Polar Slush Machine - 2 x 12Ltr Bowl	N/A	AM822	Electrical Connection Sheet
DB332 - Polar Slush Machine - 2 x 12Ltr Bowl	N/A	AN467	Electrics for Compressor NX23FBa
DB332 - Polar Slush Machine - 2 x 12Ltr Bowl	N/A		Full Seal Kit with Coupler<AK648>-old
DB332 - Polar Slush Machine - 2 x 12Ltr Bowl	N/A	AN753	Full Seal Kit-From DB332-03